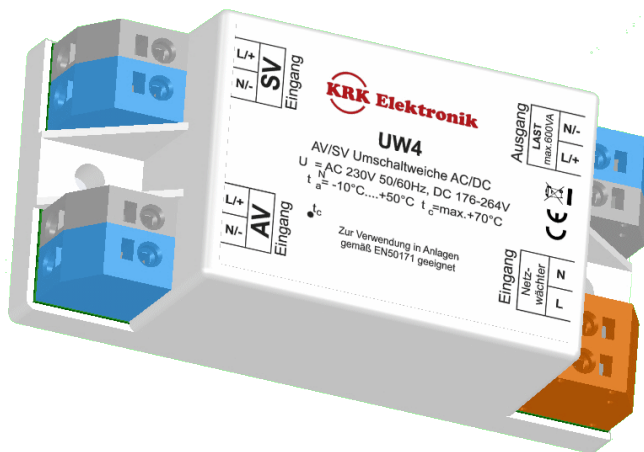


Product data sheet

Switching point UW4

Description:

The switching point is used in AC and AC/DC systems. It has two voltage inputs, of which one is through-connected to the output depending on the priority. A built-in mains voltage sensor prevents SV interconnection if a local network is available.



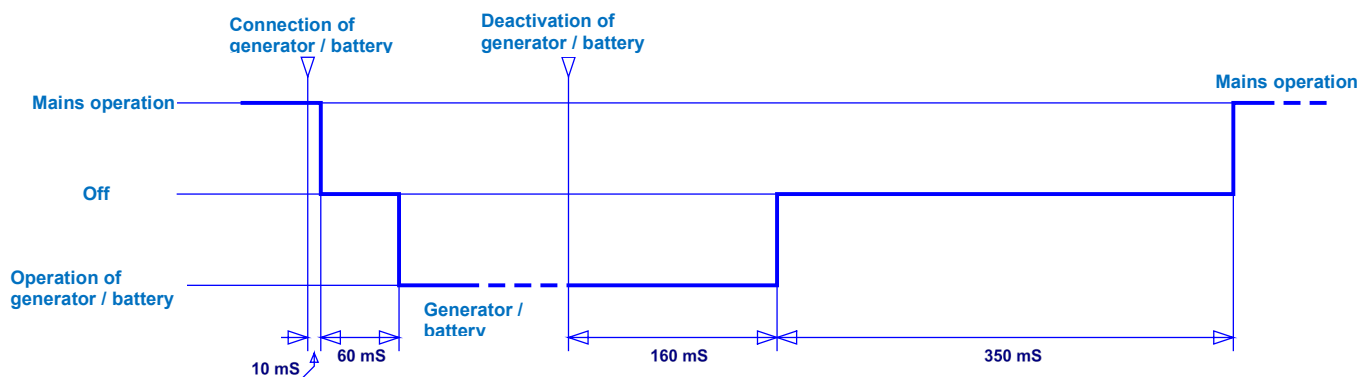
Logic table

AV	SV	NW	OUTPUT
X	-	-	AV
-	X	-	SV
X	X	-	SV
X	-	X	AV
-	X	X	-
X	X	X	AV

Order numbers:

Name	Description	Order number
UW4	Switching point with two inputs and mains voltage sensor	109-1053-0340

Switching times:

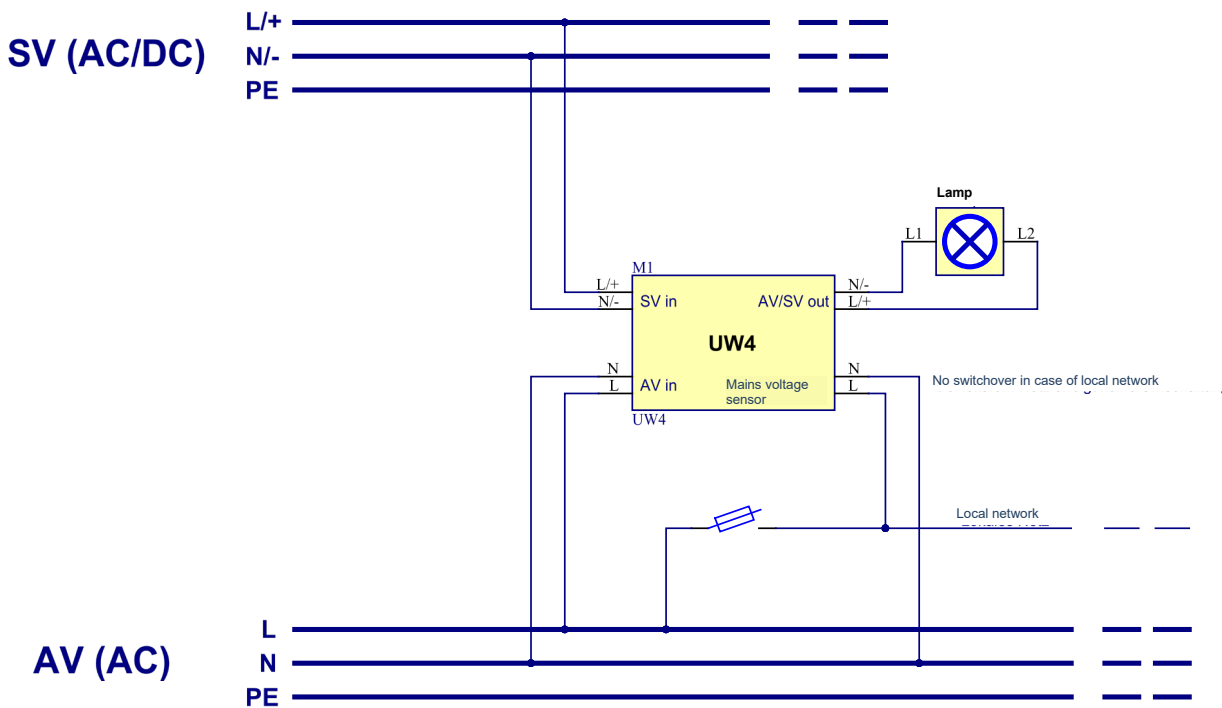


For avoiding short-circuits between the supply voltages “mains” and “battery / generator”, start or delay times have been included for switching. The block diagram shows this with the help of associated switching states in the form of a process. The times must be understood as approximate times due to component tolerances.

Technical data:

Voltage inputs	230 V AC (50/60 Hz), 176-264 V DC
Max. Ambient temperature	-10°C to +50°C
Max. intrinsic temperature	+70°C
Module dimension	Length = 81 mm, width = 37 mm, height = 28 mm
Power consumption	Approximately 1 W in SV mode, no consumption in AV mode

Circuit diagram of UW4:



Housing dimensions:

